

KUVEMPU  **UNIVERSITY**


Department of PG studies and Research in Physics
JnanaSahyadri, Shankaraghatta-577451

KUVEMPU UNIVERSITY CANDIDATES: CONSOLIDATED MERIT LIST


| SL No. | Appln No. | NAME | Marks Secured | Max marks | Percentage | Category | Spl. Category | Remarks |
|--------|-----------|---------------------------|---------------|-----------|------------|----------|---------------|-------------------------------|
| 1 | 9 | YASHASWINI H N | 1136 | 1200 | 94.67 | GM | | |
| 2 | 4 | SANJANA P B | 1122 | 1200 | 93.5 | 2A | | |
| 3 | 54 | RENUKESH G | 1121 | 1200 | 93.42 | I | | |
| 4 | 65 | ALFIYA BANU | 1109 | 1200 | 92.42 | 2B | | |
| 5 | 19 | BINDUSHREE R | 1105 | 1200 | 92.08 | 2A | NSS | |
| 6 | 37 | PADMINI A | 1097 | 1200 | 91.42 | SC | | |
| 7 | 13 | RINCY K A | 1095 | 1200 | 91.25 | 3B | | |
| 8 | 105 | NISARGA K | 1091 | 1200 | 90.92 | SC | | |
| 9 | 18 | KESHAVA KARANTHA R | 1089 | 1200 | 90.75 | GM | EWS | |
| 10 | 26 | MISBAH KHANUM | 1086 | 1200 | 90.5 | 2B | | |
| 11 | 34 | HARSHITHA M G | 1082 | 1200 | 90.17 | 3B | | |
| 12 | 52 | RANJITHA S | 1081 | 1200 | 90.08 | SC | KM | 6 th Sem Marks 281 |
| 13 | 47 | NAYANA S | 1081 | 1200 | 90.08 | SC | NSS | 6 th Sem Marks 269 |
| 14 | 7 | PAVITHRA R | 1080 | 1200 | 90 | 2A | | |
| 15 | 27 | BI BI FATHIMA | 1076 | 1200 | 89.67 | 2B | | |
| 16 | 46 | KAVYA S K | 1065 | 1200 | 88.75 | 3B | SPORTS | |
| 17 | 28 | SAYEEDA FIRDOSE | 1062 | 1200 | 88.5 | 2B | | |
| 18 | 55 | NAVYA P | 1054 | 1200 | 87.83 | 2A | | |
| 19 | 22 | VARUN N | 1050 | 1200 | 87.5 | CAT-1 | | |
| 20 | 48 | RAKSHITHA Y S | 1046 | 1200 | 87.17 | 3B | NSS | |
| 21 | 20 | SINCHANA S M | 1042 | 1200 | 86.83 | GM | | |
| 22 | 49 | PRIYANKA G | 1041 | 1200 | 86.75 | ST | | |
| 23 | 64 | SUHANA TAJ | 1040 | 1200 | 86.67 | 2B | | |
| 24 | 108 | NAVEEN S | 1032 | 1200 | 86 | 2A | | |
| 25 | 1 | SAHANA S | 687 | 800 | 85.88 | 3A | | |
| 26 | 51 | AISHWARYA T R | 1030 | 1200 | 85.83 | 3A | | |
| 27 | 83 | SAMHITHA S KURAMABALLI | 1027 | 1200 | 85.58 | 2A | | |
| 28 | 62 | MURILIDHAR M V | 1024 | 1200 | 85.33 | 3A | | |
| 29 | 21 | PRIYANKA.C.K | 1023 | 1200 | 85.25 | 2A | | |
| 30 | 36 | NIKHILA K | 1020 | 1200 | 85 | ST | | |
| 31 | 63 | GIRIJA S M | 1017 | 1200 | 84.75 | GM | | |

| | | | | | | | | |
|----|-----|-------------------|------|------|--------|-------|--------|-------------------------------|
| 32 | 12 | MANVITHA H R | 1014 | 1200 | 84.5 | SC | | |
| 33 | 81 | MANYA K R | 1004 | 1200 | 83.66 | 3A | | |
| 34 | 29 | GAGANA S | 1003 | 1200 | 83.58 | 3B | KM | 6 th Sem Marks 256 |
| 35 | 60 | SHARATH KUMAR H S | 1003 | 1200 | 83.58 | 3B | NSS | 6 th Sem Marks 238 |
| 36 | 106 | DEEPA R | 999 | 1200 | 83.25 | GM | EWS | |
| 37 | 84 | SINDHU S PATIL | 992 | 1200 | 82.67 | 2A | KM | 6 th Sem Marks 270 |
| 38 | 66 | MANASA C P | 992 | 1200 | 82.67 | 2A | | 6 th Sem Marks 261 |
| 39 | 80 | POOJA N NEGALUR | 987 | 1200 | 82.25 | CAT 1 | | |
| 40 | 92 | KAVYA SG | 984 | 1200 | 82 | CAT 1 | KM | |
| 41 | 17 | RAKSHITHA C P | 976 | 1200 | 81.33 | 3B | | |
| 42 | 5 | MEGHANA S | 974 | 1200 | 81.17 | 3B | | |
| 43 | 15 | DARSHAN G | 644 | 800 | 80.5 | 3A | KM | |
| 44 | 75 | SHEELA C PATILA | 964 | 1200 | 80.33 | 3B | NSS | |
| 45 | 50 | ARPITHA G C | 963 | 1200 | 80.25 | 3B | | |
| 46 | 58 | JEEVAN H K | 959 | 1200 | 79.92 | 2A | | |
| 47 | 70 | CHANDANA S | 954 | 1200 | 79.5 | 2A | | |
| 48 | 38 | SINCHANA K B | 635 | 800 | 79.38 | SC | | |
| 49 | 68 | POOJITHA A | 941 | 1200 | 78.42 | GM | EWS | |
| 50 | 57 | HARSHITHA B | 939 | 1200 | 78.25 | 2A | | |
| 51 | 33 | KAVANA V H | 938 | 1200 | 78.17 | 3B | | |
| 52 | 98 | SYEDA AMREEN TAJ | 622 | 800 | 77.75 | 2B | | |
| 53 | 112 | UMA R | 925 | 1200 | 77.08 | SC | KM | 6 th Sem Marks 244 |
| 54 | 61 | THIMMESHA M V | 925 | 1200 | 77.08 | 3B | NSS/KM | 6 th Sem Marks 228 |
| 55 | 94 | NITHIN H S | 922 | 1200 | 76.83 | ST | | |
| 56 | 67 | SARASWATHI A | 920 | 1200 | 76.67 | ST | KM | 6 th Sem Marks 258 |
| 57 | 113 | SHREYAS H D | 920 | 1200 | 76.67 | 2A | | 6 th Sem Marks 242 |
| 58 | 56 | YUVARAJ K R | 917 | 1200 | 76.42 | 2A | | |
| 59 | 99 | PAVAN B S | 906 | 1200 | 75.5 | 2A | | |
| 60 | 107 | PAVANKUMAR T | 905 | 1200 | 75.42 | 2A | | |
| 61 | 42 | RUCHITHA S | 890 | 1200 | 74.17 | SC | | |
| 62 | 123 | BUSHIRA D | 888 | 1200 | 74 | 2B | | |
| 63 | 16 | VEENA D.R | 586 | 800 | 73.25 | CAT-1 | KM | |
| 64 | 39 | NOOR E SABA | 585 | 800 | 73.125 | 2B | | |
| 65 | 86 | BHAVANI S N | 875 | 1200 | 72.92 | I | KM | 6 th Sem Marks 222 |
| 66 | 124 | AKASH B S (422) | 875 | 1200 | 72.92 | 3A | | 6 th Sem Marks 215 |
| 67 | 85 | KRUPA R | 873 | 1200 | 72.75 | GM | EWS | |
| 68 | 24 | DEEKSHITHA T H | 868 | 1200 | 72.33 | CAT-1 | | |
| 69 | 109 | LAVANYA B | 865 | 1200 | 72.08 | CAT-I | | |
| 70 | 74 | ARAVIND J S | 861 | 1200 | 71.75 | 3B | | |
| 71 | 121 | ANJALI A D | 860 | 1200 | 71.66 | 2A | | |
| 72 | 76 | SINCHANA TU | 856 | 1200 | 71.33 | 2A | KM | |

| | | | | | | | | |
|----|-----|------------------|-----|------|-------|-------|---------|--|
| 73 | 43 | PRAVEEN NAIK H | 852 | 1200 | 71 | SC | | 6 th Sem Marks 242 |
| 74 | 30 | LAKSHMI B S(419) | 852 | 1200 | 71 | 3B | | 6 th Sem Marks 212 |
| 75 | 40 | TARUN K | 850 | 1200 | 70.83 | 3B | NSS | |
| 76 | 87 | SRIKANTH M | 846 | 1200 | 70.5 | SC | | |
| 77 | 31 | DIVYA S | 840 | 1200 | 70 | SC | | 6 th Sem 75.6% (227/300) |
| 78 | 59 | DARSHAN G E | 560 | 800 | 70 | ST | | 6 th Sem 71% (142/200) |
| 79 | 128 | MAHESH K R | 839 | 1200 | 69.91 | ST | KM | |
| 80 | 111 | HRUTHIK H R | 828 | 1200 | 69 | CAT I | KM | |
| 81 | 32 | MEGHANA SC | 820 | 1200 | 68.33 | 2A | | |
| 82 | 11 | FARHANA | 819 | 1200 | 68.25 | 2B | | |
| 83 | 71 | MANASA J | 543 | 800 | 67.88 | GM | | 6 th Sem Marks 158 |
| 84 | 44 | LAVANYA H L | 543 | 800 | 67.88 | ST | | 6 th Sem Marks 147 |
| 85 | 93 | KAVANA J M | 809 | 1200 | 67.42 | ST | | |
| 86 | 91 | SPOORTHY K S | 537 | 800 | 67.13 | 2A | NSS/EWS | |
| 87 | 35 | SHIVU Y R | 803 | 1200 | 66.92 | CAT-1 | | |
| 88 | 104 | NAJIYA BANU | 522 | 800 | 65.25 | 2B | | |
| 89 | 14 | TEJU NAIK C | 513 | 800 | 64.13 | SC | | |
| 90 | 88 | DAYANANDA L | 509 | 800 | 63.63 | ST | | |
| 91 | 95 | SINCHANA P | 491 | 800 | 61.38 | 2A | | |
| 92 | 73 | PRUTHVIRAJ B | 734 | 1200 | 61.17 | I | NSS | |
| 93 | 79 | SNEHA H G | 481 | 800 | 60.13 | 3B | | |
| 94 | 97 | ABHISHEK N | 715 | 1200 | 59.58 | SC | KM | |
| 95 | 78 | UMERA BANU | 467 | 800 | 58.38 | 2B | | |
| 96 | 118 | LINGARAJU C M | 457 | 800 | 57.12 | SC | | |


 DEAN
 Faculty of Science & Technology
 Kuvempu University


 CHAIRMAN
 Dept. of P.G. Studies & Research in Physics
 Kuvempu University
 SHANKARAGHATTA-577451
 Shimoga Dist. Karnataka State



KUVEMPU UNIVERSITY
 Department of PG Studies and Research in Physics
 JnanaSahyadri, Shankaraghatta-577451

OTHERUNIVERSITY CANDIDATES: CONSOLIDATED MERIT LIST

| SL NO | Appln No | NAME | TOTAL | Max Marks | Percentage | Category | REMARKS |
|-------|----------|-------------------|-------|-----------|------------|----------|---------|
| 1 | 8 | VEENA B M | 1112 | 1200 | 92.67 | HYK | |
| 2 | 89 | KM YASHASWINI | 1096 | 1200 | 91.33 | HYK | |
| 3 | 101 | H D MADHUKUMARI | 1071 | 1200 | 89.25 | HYK | |
| 4 | 41 | BHOOMIKA B R | 1065 | 1200 | 88.75 | | |
| 5 | 102 | H M SAHANA | 1062 | 1200 | 88.5 | HYK | |
| 6 | 3 | NETRA | 1053 | 1200 | 87.75 | HYK | |
| 7 | 2 | ROHINI | 1039 | 1200 | 86.58 | HYK | |
| 8 | 103 | K P KALPANA | 1027 | 1200 | 85.58 | HYK | |
| 9 | 119 | NAGALAKSHMI | 979 | 1200 | 81.58 | HYK | |
| 10 | 126 | TEJASWINI S | 962 | 1200 | 80.17 | | |
| 11 | 100 | K MANGALA | 951 | 1200 | 79.25 | HYK | |
| 12 | 45 | KAVYA S | 943 | 1200 | 78.58 | HYK | |
| 13 | 23 | POOJA A | 921 | 1200 | 76.75 | | |
| 14 | 125 | CHANDANA D | 915 | 1200 | 76.25 | | |
| 15 | 53 | KAVANA B R | 909 | 1200 | 75.75 | | |
| 16 | 127 | SHWETHAKUMARI CN | 901 | 1200 | 75.08 | | |
| 17 | 115 | MANU DO | 897 | 1200 | 74.75 | | |
| 18 | 116 | TEJASWINI E | 884 | 1200 | 73.67 | | |
| 19 | 10 | ANKITHA P G | 876 | 1200 | 73 | | |
| 20 | 114 | B N DEEKSHITH | 872 | 1200 | 72.67 | HYK | |
| 21 | 6 | BHARATH S A | 870 | 1200 | 72.5 | | |
| 22 | 90 | M AISHWARYA | 869 | 1200 | 72.42 | HYK | |
| 23 | 122 | MANOHARA H M | 864 | 1200 | 72 | HYK | |
| 24 | 69 | CM NANDITHA | 853 | 1200 | 71.08 | HYK | |
| 28 | 117 | BASAVARAJ REDDY Y | 849 | 1200 | 70.75 | HYK | |
| 26 | 120 | LINGARAJ N | 845 | 1200 | 70.42 | HYK | |
| 27 | 82 | PANCHAMI R | 841 | 1200 | 70.08 | | |
| 28 | 77 | ABHISHEKA V | 824 | 1200 | 68.67 | | |
| 29 | 110 | BABU M | 792 | 1200 | 66 | | |
| 30 | 25 | SRIKARA M V | 789 | 1200 | 65.75 | | |
| 31 | 72 | ANKITHA G M | 748 | 1200 | 62.33 | HYK | |

INCOMPLETE APPLICATIONS

| | | | | | | | |
|----|-----|--------------|-----|------|-------|-----|---|
| 01 | 96 | ANUSHA K H M | 439 | 1200 | 36.58 | HYK | 3 rd , 5 th , 6 th semmarks card due |
| 02 | 128 | JYOTHI | 0 | 1200 | 0 | HYK | Mark cards due |


DEAN
Faculty of Science & Technology
Kuvempu University


CHAIRMAN
Dept. of P.G. Studies & Research In Physics
Kuvempu University
SHANKARAGHATTA-577451
Shimoga Dist. Karnataka State


KUVEMPU UNIVERSITY

**Department of PG Studies and Research in Physics
Jnana Sahyadri, Shankaraghatta**

SELECTION LIST-2024-25

GM

| Sl No. | Appln No. | NAME | Marks secured | Maximum marks | Percentage | Category | Special Category |
|--------|-----------|--------------------|---------------|---------------|------------|----------|------------------|
| 1 | 9 | YASHASWINI H N | 1136 | 1200 | 94.67 | GM | |
| 2 | 4 | SANJANA P B | 1122 | 1200 | 93.5 | 2A | |
| 3 | 54 | RENUKESH G | 1121 | 1200 | 93.42 | I | |
| 4 | 65 | ALFIYA BANU | 1109 | 1200 | 92.42 | 2B | |
| 5 | 19 | BINDUSHREE R | 1105 | 1200 | 92.08 | 2A | NSS |
| 6 | 37 | PADMINI A | 1097 | 1200 | 91.42 | SC | |
| 7 | 13 | RINCY K A | 1095 | 1200 | 91.25 | 3B | |
| 8 | 105 | NISARGA K | 1091 | 1200 | 90.92 | SC | |
| 9 | 18 | KESHAVA KARANTHA R | 1089 | 1200 | 90.75 | GM | EWS |

SC

| Sl No. | Appln No. | NAME | Marks secured | Maximum marks | Percentage | Category | Special Category | Remarks |
|--------|-----------|--------------|---------------|---------------|------------|----------|------------------|-------------------------------|
| 1 | 52 | RANJITHA S | 1081 | 1200 | 90.08 | SC | KM | 6 th Sem Marks 281 |
| 2 | 47 | NAYANA S | 1081 | 1200 | 90.08 | SC | NSS | 6 th Sem Marks 269 |
| 3 | 12 | MANVITHA H R | 1014 | 1200 | 84.5 | SC | | |
| 4 | 38 | SINCHANA K B | 635 | 800 | 79.375 | SC | | |

ST

| Sl No. | Appln No. | NAME | Marks secured | Maximum marks | Percentage | Category | Special Category |
|--------|-----------|------------|---------------|---------------|------------|----------|------------------|
| 1 | 49 | PRIYANKA G | 1041 | 1200 | 86.75 | ST | |
| 2 | 36 | NIKHILA K | 1020 | 1200 | 85 | ST | |

CAT-I

| Sl No. | Appln No. | NAME | Marks secured | Maximum marks | Percentage | Category | Special Category |
|--------|-----------|---------|---------------|---------------|------------|----------|------------------|
| 1 | 22 | VARUN N | 1050 | 1200 | 87.5 | CAT-1 | |

2A

| Sl No. | Appln No. | NAME | Marks secured | Maximum marks | Percentage | Category | Special Category |
|--------|-----------|------------|---------------|---------------|------------|----------|------------------|
| 1 | 7 | PAVITHRA R | 1080 | 1200 | 90 | 2A | |
| 2 | 55 | NAVYA P | 1054 | 1200 | 87.83 | 2A | |
| 3 | 108 | NAVEEN S | 1032 | 1200 | 86 | 2A | |

2B

| Sl No. | Appln No. | NAME | Marks secured | Maximum marks | Percentage | Category | Special Category |
|--------|-----------|---------------|---------------|---------------|------------|----------|------------------|
| 1 | 26 | MISBAH KHANUM | 1086 | 1200 | 90.5 | 2B | |

3A

| Sl No. | Appln No. | NAME | Marks secured | Maximum marks | Percentage | Category | Special Category |
|--------|-----------|----------|---------------|---------------|------------|----------|------------------|
| 1 | 1 | SAHANA S | 687 | 800 | 85.875 | 3A | |

3B

| Sl No. | Appln No. | NAME | Marks secured | Maximum marks | Percentage | Category | Special Category |
|--------|-----------|---------------|---------------|---------------|------------|----------|------------------|
| 1 | 34 | HARSHITHA M G | 1082 | 1200 | 90.17 | 3B | |
| 2 | 46 | KAVYA S K | 1065 | 1200 | 88.75 | 3B | NSS |

HYK

| Sl No. | Appln No. | NAME | Marks secured | Maximum marks | Percentage | Category | Special Category |
|--------|-----------|------------|---------------|---------------|------------|----------|------------------|
| 1 | 102 | H M SAHANA | 1062 | 1200 | 88.5 | HYK | Y |
| 2 | 3 | NETRA | 1053 | 1200 | 87.75 | HYK | Y |

OU

| Sl No. | Appln No. | NAME | Marks secured | Maximum marks | Percentage | Category | Special Category |
|--------|-----------|-----------------|---------------|---------------|------------|----------|------------------|
| 1 | 8 | VEENA B M | 1112 | 1200 | 92.67 | HYK | Y |
| 2 | 89 | KM YASHASWINI | 1096 | 1200 | 91.33 | HYK | Y |
| 3 | 101 | H D MADHUKUMARI | 1071 | 1200 | 89.25 | HYK | Y |

SPECIAL CATEGORY

NSS

| SL NO | Appln No. | NAME | Marks Secured | Maximum marks | Percentage | ACADEMIC WT% | NSS/NCC POINTS | AGGRGATE WT% | CATEGORY |
|-------|-----------|----------------|---------------|---------------|------------|--------------|----------------|--------------|----------|
| 1 | 75 | SHEELA C PATIL | 964 | 1200 | 80.33 | 45 | 21 | 66 | 3B |

KM

| Sl No. | Appln No. | NAME | Marks secured | Maximum marks | Percentage | Category | Special Category |
|--------|-----------|----------------|---------------|---------------|------------|----------|------------------|
| 1 | 29 | GAGANA S | 1003 | 1200 | 83.58 | 3B | KM |
| 2 | 84 | SINDHU S PATIL | 992 | 1200 | 82.67 | 2A | KM |

CDP

| Sl No. | Appln No. | NAME | Marks secured | Maximum marks | Percentage | Category | Special Category |
|---------------|-----------|------|---------------|---------------|------------|----------|------------------|
| NO APPLICANTS | | | | | | | |

PwD

| Sl No. | Appln No. | NAME | Marks secured | Maximum marks | Percentage | Category | Special Category |
|---------------|-----------|------|---------------|---------------|------------|----------|------------------|
| NO APPLICANTS | | | | | | | |

NCC


| SL NO | Appln No. | NAME | Marks Secured | Maximum marks | Percentage | ACADEMIC WT% | NSS/NCC POINTS | AGGRGATE WT% | CATEGORY |
|---------------|-----------|------|---------------|---------------|------------|--------------|----------------|--------------|----------|
| NO APPLICANTS | | | | | | | | | |

GDM

| Sl No. | Appln No. | NAME | Marks secured | Maximum marks | Percentage | Category | Special Category |
|---------------|-----------|------|---------------|---------------|------------|----------|------------------|
| NO APPLICANTS | | | | | | | |

SPORTS

| SL NO | Appln No. | NAME | Marks Secured | Maximum marks | Percentage | ACADEMIC WT% | AGGREGATE WT% | CATEGORY |
|---------------|-----------|------|---------------|---------------|------------|--------------|---------------|----------|
| NO APPLICANTS | | | | | | | | |


DEAN
Faculty of Science & Technology
Kuvempu University


CHAIRMAN
Dept. of P.G. Studies & Research In Physics
Kuvempu University
SHANKARAGHATTA-577451
Shimoga Dist. Karnataka State